

Location Map

Not to scale



Site Address: Plot No. 11 & 12, (Block O), Kamla Nagar, Behind Hotel High Way Glory, Amravati Road, Nagpur



MEMBER OF
CREDAI
Nagpur Metro



Office Address
Block No. 401, Fourth Floor,
Shree Govindraj Heights, Central Avenue, Gitanjali Square,
Opp. Hotel Woodland, Nagpur - 440018.
Contact : 09823160225



Planning Consultant
Ar. Vivek Patel

Financial Consultant
CA. Amit A. Agrawal

Legal Advisor
Adv. Pranjal S. Dongaonkar
Adv. Ashish Agrawal

Structural Designer
S B Malode & Associates

This brochure is purely a conceptual presentation and not a legal offering. The promoters reserve the right to alter or make any changes in the elevation, plans and specifications as deemed fit. All units are unfurnished. Furniture wherever shown is for illustrative purpose only. No furniture is to be supplied to the purchaser by the developer unless otherwise mentioned. All images, unless otherwise indicated are used for illustrative purpose only.



P50500046204
www.maharera.mahaonline.gov.in



ARSH Glory

Divine touch to luxurious living...




2, 2.5 & 3 BHK Luxurious Flats

ARSH Glory


Divine touch to luxurious living...



1ST FLOOR PLAN




TYPICAL 2ND TO 7TH FLOOR PLAN





GROUND FLOOR PLAN



Creating the Wonder Within

ISOMETRIC VIEW



2BHK **3BHK**

SPECIFICATIONS



STRUCTURE

- RCC framed structure



WALLS

- Internal : 115mm thick brick wall
- External : 150mm thick brick wall



PLASTER

- Internal : Funty plaster
- External : Sand face plaster



FLOORS

- Vitrified Tiles in all rooms
- Glazed tiles in Toilets up to lintel level
- Anti-Skid tiles in Toilets



KITCHEN

- Granite Platform with Stainless Steel Sink
- Designer dado up to lintel level
- Provided with Aluminum frame



ELECTRIFICATION

- Concealed electrical wiring in multi stand wires
- Modular switches of ISI Standards for entire flat



PAINTING

- External - Weather safe Exterior emulsion
- Internal - Putty Finished with internal emulsion



POP

- POP in All Rooms



DOORS & WINDOWS

- Main Door - **Safety Lock Main Door**
- All Internal Doors - Pre-laminated Flush doors with RCC frame
- Windows - Powder coated Aluminum Sliding windows with M.S. safety grill



BATHROOM

- European W.C in Master Toilet
- Indian W.C in common Toilet
- Concealed plumbing works



WATER SUPPLY

- 24 hrs water supply through overhead water tank and underground sump



LIFT

- 5 Person lift with **Power Backup**



PARKING

- Spacious parking for Cars & 2 wheeler with compound walls & gate
- **CCTV Camera**



TERRACE GARDEN

Note: Additional Charges To Be Paid By Purchaser

Stamp Duty & Registration fees | M.S.E.B. Meter deposit, Transformer deposit, Water Meter & Connection Charges. | Deposits & Expenses at actual to be paid extra in advance. | G.S.T. or any such additional taxes will be charged extra. | Changes in the specification & plan will cost extra. | Possession of the flat will be given by the builder after clearance of all dues. | Any Extra Work shall be charged separately before execution. | Advocate fees for execution of legal Documents